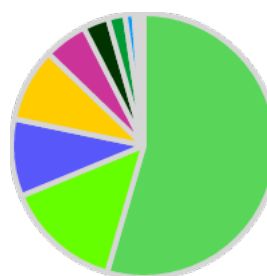


12/10/2021 Pennataro t01 sqD

### Site conditions

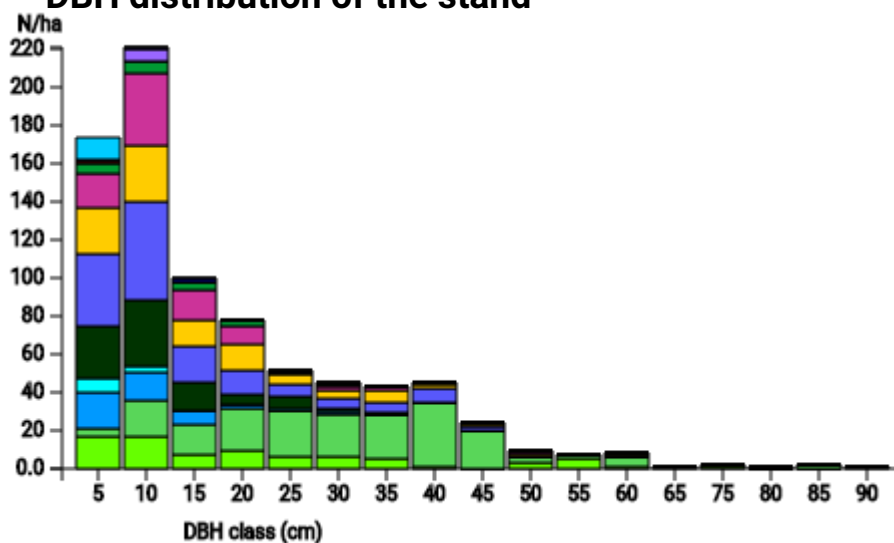
Altitude: 930 m.a.s.l.  
 Forest ecological region: Molise  
 Regional forest

### Tree species distribution by volume (in %)



- Turkey oak: 54.6 %
- common beech: 14.3 %
- Italian maple: 9.5 %
- common ash: 9 %
- hornbeam: 5.3 %
- Lobels maple: 3.1 %
- small-leaved lime: 2.1 %
- sycamore maple: 1.1 %
- field maple: 0.6 %
- European hop-hornbeam: 0.4 %
- wild service tree: 0.1 %
- hazel: 0.1 %
- cornelian cherry: 0 %

### DBH distribution of the stand



### Initial stand (details by tree species)

Tree species	N/ha	Basal area (m <sup>2</sup> )	Volume (m <sup>3</sup> )	Economic value (€)	Habitat value (pts.)	Microhabitats (N)
European hop-hornbeam	9	0.2	1.4	41	8	1
Italian maple	148	4.4	36.4	948	2607	143
Lobels maple	90	1.7	12	312	996	60
Turkey oak	198	19.7	209.6	7019	6072	297
common ash	101	3.9	34.7	930	1606	79
common beech	80	6.1	54.9	1532	1392	77
cornelian cherry	1	0	0	0	24	1
field maple	15	0.3	2.3	60	278	14
hazel	12	0.1	0.2	6	30	1
hornbeam	91	2.2	20.2	601	742	40
small-leaved lime	22	0.9	8.1	195	207	11
sycamore maple	43	0.6	4	105	569	30
wild service tree	3	0.1	0.3	9	0	0
Total	813	40.1	384.3	11760	14531	754

### Removed trees

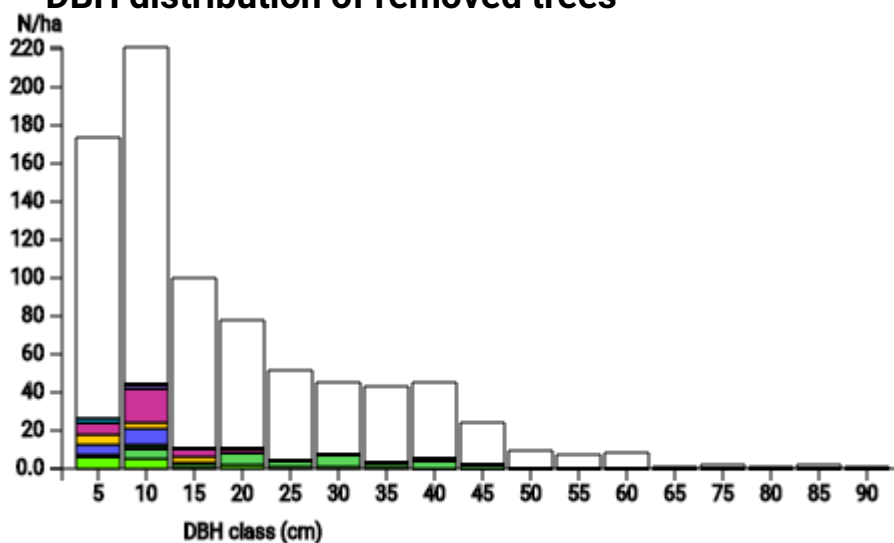
Volume: 33.9 m<sup>3</sup>  
 Basal area: 3.4 m<sup>2</sup>  
 Economic value: 1074 €  
 Habitat value: 996 pts.

### Removed trees (N in %)



- hornbeam: 27 %
- Turkey oak: 27 %
- common beech: 15.3 %
- Italian maple: 13.5 %
- common ash: 9.9 %
- Lobels maple: 1.8 %
- sycamore maple: 1.8 %
- European hop-hornbeam: 1.8 %
- hazel: 1.8 %
- field maple: 0 %
- small-leaved lime: 0 %
- cornelian cherry: 0 %
- wild service tree: 0 %

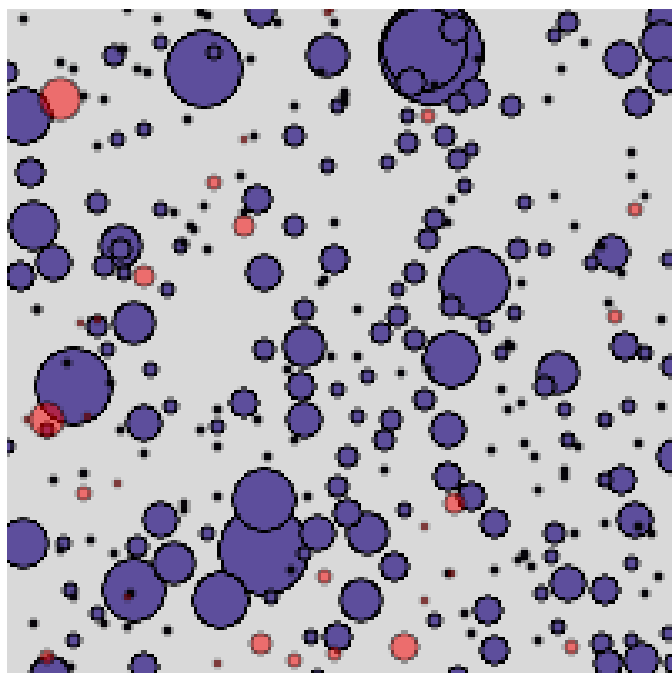
### DBH distribution of removed trees



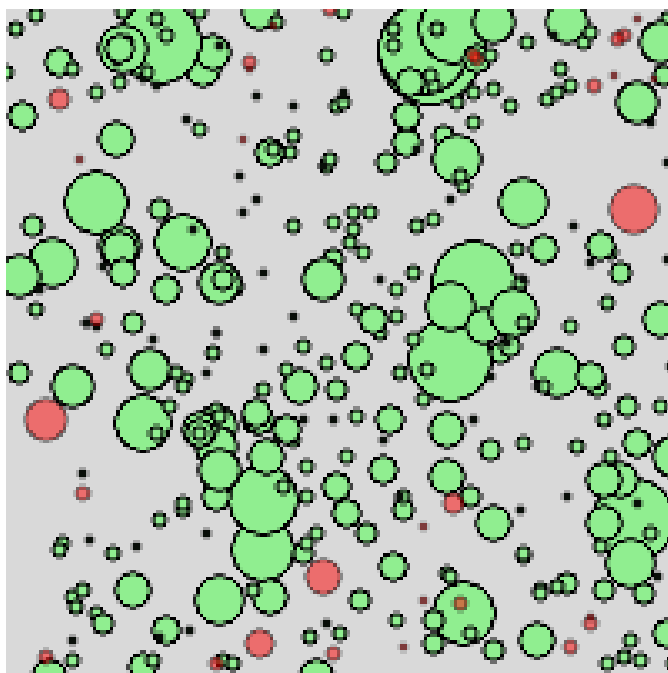
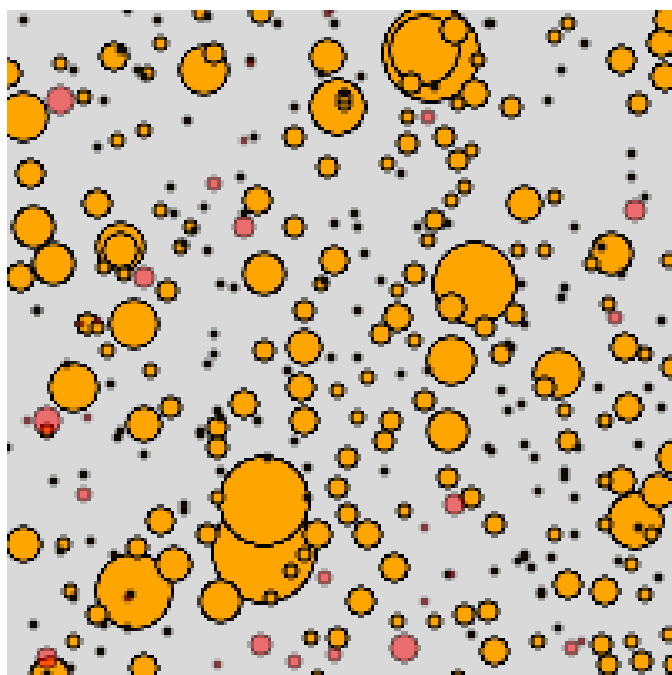
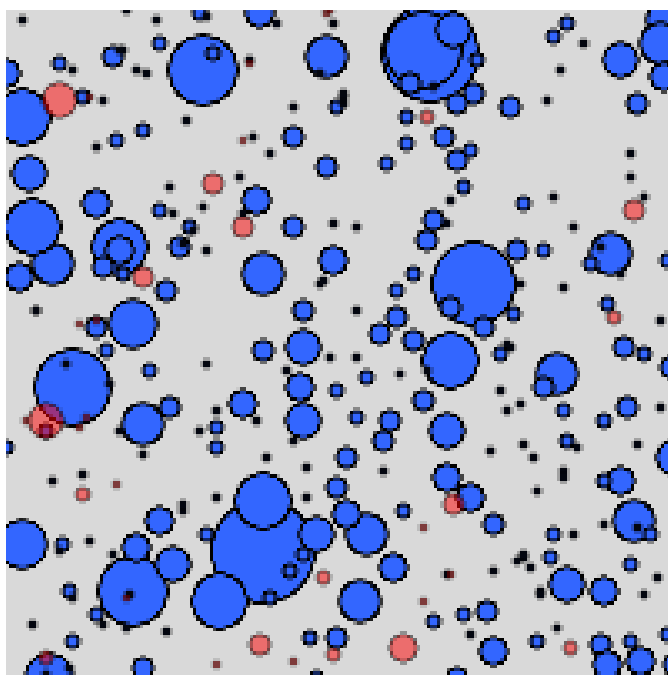
### Removed trees (details by tree species)

Tree species	N/ha	Basal area (m <sup>2</sup> )	Volume (m <sup>3</sup> )	Economic value (€)	Habitat value (pts.)	Microhabitats (N)
European hop-hornbeam	2	0	0.2	5	0	0
Italian maple	15	0.3	2	52	222	12
Lobels maple	2	0	0.2	6	8	1
Turkey oak	30	2.1	23.1	775	526	28
common ash	11	0.1	1	28	32	2
common beech	17	0.5	4.3	120	72	3
cornelian cherry	0	0	0	0	0	0
field maple	0	0	0	0	0	0
hazel	2	0	0	1	0	0
hornbeam	30	0.4	2.9	87	136	9
small-leaved lime	0	0	0	0	0	0
sycamore maple	2	0	0.1	2	0	0
wild service tree	0	0	0	0	0	0
<b>Total</b>	<b>111</b>	<b>3.4</b>	<b>33.9</b>	<b>1074</b>	<b>996</b>	<b>55</b>

Economic value [EUR]



Habitat value

Basal area [m<sup>2</sup>]Volume [m<sup>3</sup>]**Description:**

Red circles (removed trees); circle size according to numerical values (e.g. large circles mean high values); trees with very low values (e.g. habitat value "0") are not visible.

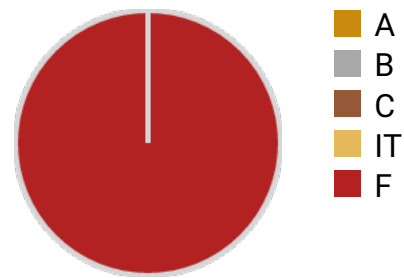
### Economic values

Total value of removed trees: 1074 €  
 Percentage of total stand value: 9.1 %  
 Stand value after harvest: 10685 €

### Economic value by tree species [€]

Tree species	Total	Per m <sup>3</sup>
common beech	120	28
Turkey oak	775	33
sycamore maple	2	26
field maple	0	0
Lobels maple	6	26
Italian maple	52	26
common ash	28	27
hornbeam	87	30
small-leaved lime	0	0
cornelian cherry	0	0
European hop-hornbeam	5	28
wild service tree	0	0
hazel	1	28
Total	1074	32

### Wood quality distribution (m<sup>3</sup> in %)



Quality class	m <sup>3</sup>	%
A	0	0
B	0	0
C	0	0
Industrial Timber	0	0
Fuelwood	33.9	100

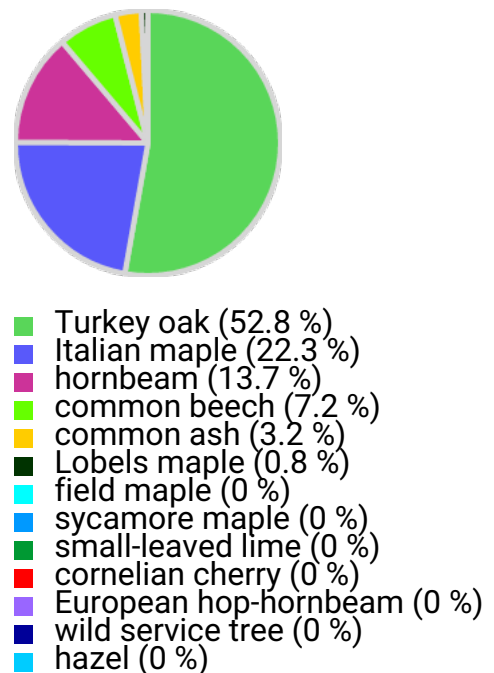
### Habitat values

Total habitat value of removed trees: 996 pts.  
 Percentage of total stand value: 6.9 %  
 Stand value after harvest: 13535 pts.

### Habitat value by tree species [pts.]

Tree species	Total	Per m <sup>3</sup>	Microhabitats [N]
common beech	72	16.8	3
Turkey oak	526	22.7	28
sycamore maple	0	0	0
field maple	0	0	0
Lobels maple	8	36.6	1
Italian maple	222	111.9	12
common ash	32	30.8	2
hornbeam	136	46.5	9
small-leaved lime	0	0	0
cornelian cherry	0	0	0
European hop-hornbeam	0	0	0
wild service tree	0	0	0
hazel	0	0	0
Total	996	29.4	55

### Habitat value (points) of removed trees by species (in %)

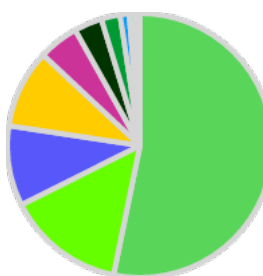




### Remaining stand

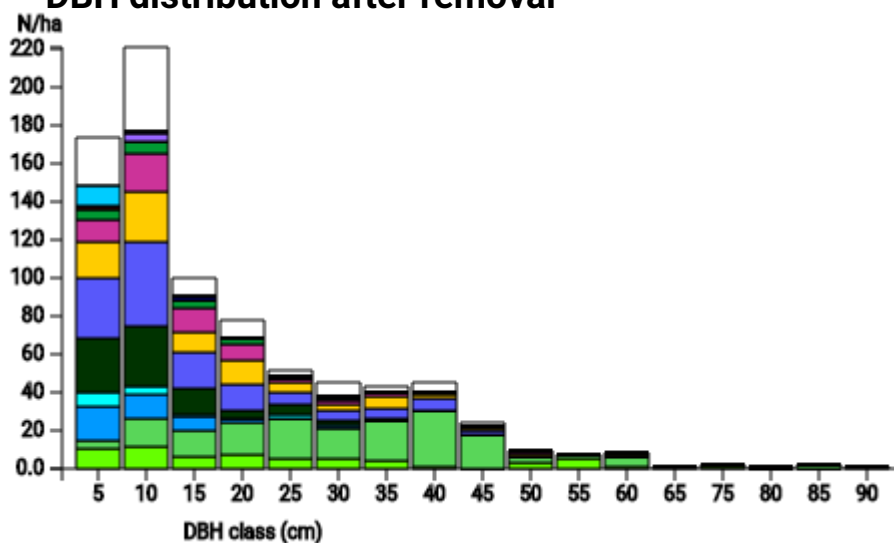
Volume: 350.4 m<sup>3</sup>  
 Basal area: 36.6 m<sup>2</sup>  
 Economic value: 10685 €  
 Habitat value: 13535 pts.

### Remaining trees by volume (m<sup>3</sup> in %)



- Turkey oak: 53.2 %
- common beech: 14.4 %
- Italian maple: 9.8 %
- common ash: 9.6 %
- hornbeam: 4.9 %
- Lobels maple: 3.4 %
- small-leaved lime: 2.3 %
- sycamore maple: 1.1 %
- field maple: 0.7 %
- European hop-hornbeam: 0.4 %
- wild service tree: 0.1 %
- hazel: 0.1 %
- cornelian cherry: 0 %

### DBH distribution after removal



### Remaining stand (details by tree species)

Tree species	N/ha	Basal area (m <sup>2</sup> )	Volume (m <sup>3</sup> )	Economic value (€)	Habitat value (pts.)	Microhabitats (N)
European hop-hornbeam	7	0.2	1.3	36	8	1
Italian maple	133	4.1	34.4	896	2385	131
Lobels maple	88	1.6	11.8	307	988	59
Turkey oak	168	17.5	186.5	6244	5546	269
common ash	90	3.8	33.7	902	1574	77
common beech	63	5.6	50.6	1412	1320	74
cornelian cherry	1	0	0	0	24	1
field maple	15	0.3	2.3	60	278	14
hazel	10	0.1	0.2	5	30	1
hornbeam	61	1.8	17.3	514	606	31
small-leaved lime	22	0.9	8.1	195	207	11
sycamore maple	41	0.6	4	103	569	30
wild service tree	3	0.1	0.3	9	0	0
<b>Total</b>	<b>702</b>	<b>36.6</b>	<b>350.4</b>	<b>10685</b>	<b>13535</b>	<b>699</b>

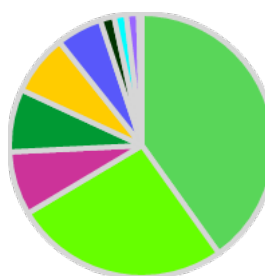
**Retention trees**Volume: 74.5 m<sup>3</sup>

Elite trees: 0

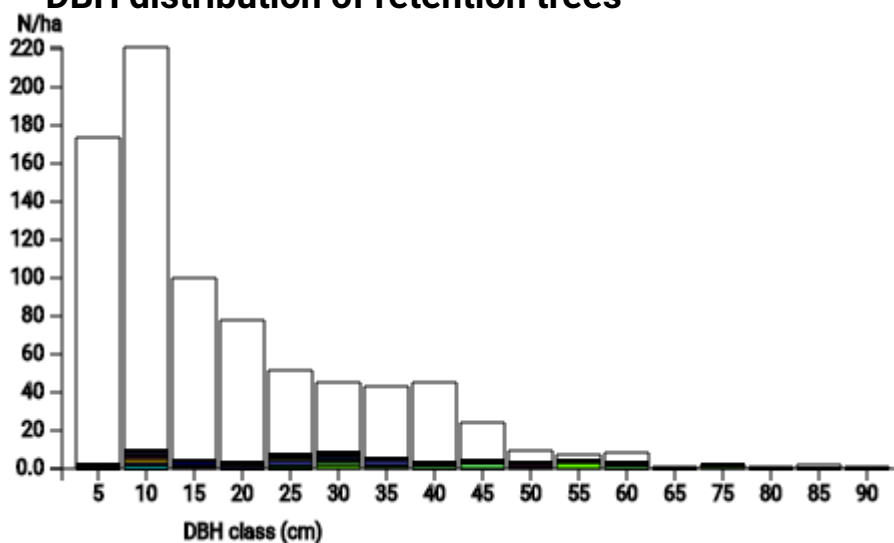
Habitat trees: 18

Economic value: 2216 €

Habitat value: 2291 pts.

**Retention trees by volume (m<sup>3</sup> in %)**

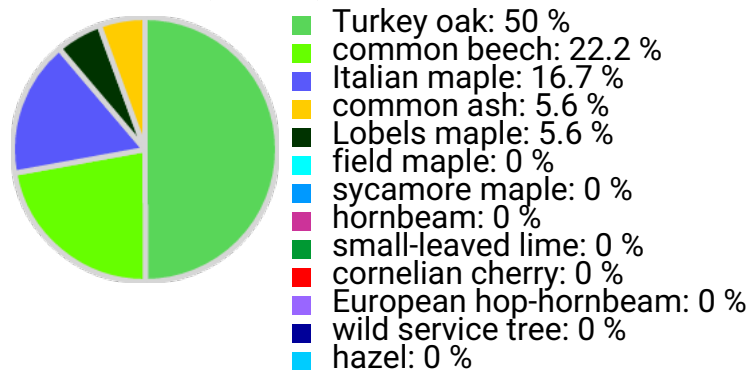
Turkey oak: 40.2 %
common beech: 26.3 %
hornbeam: 7.8 %
small-leaved lime: 7.7 %
common ash: 7.4 %
Italian maple: 5.6 %
Lobels maple: 1.7 %
field maple: 1.5 %
European hop-hornbeam: 1.5 %
wild service tree: 0.4 %
sycamore maple: 0 %
cornelian cherry: 0 %
hazel: 0 %

**DBH distribution of retention trees****Retained trees (details by tree species)**


Tree species	N/ha	Basal area (m <sup>2</sup> )	Volume (m <sup>3</sup> )	Economic value (€)	Habitat value (pts.)	Microhabitats (N)
European hop-hornbeam	3	0.1	1.1	31	0	0
Italian maple	8	0.5	4.2	108	351	20
Lobels maple	3	0.1	1.3	33	138	4
Turkey oak	12	2.4	29.9	1002	761	39
common ash	7	0.5	5.5	147	248	11
common beech	9	1.8	19.6	546	407	27
cornelian cherry	0	0	0	0	0	0
field maple	3	0.1	1.2	30	80	4
hazel	0	0	0	0	0	0
hornbeam	5	0.5	5.8	172	155	8
small-leaved lime	4	0.6	5.7	138	151	8
sycamore maple	0	0	0	0	0	0
wild service tree	3	0.1	0.3	9	0	0
Total	57	6.6	74.5	2216	2291	121

Number of habitat trees	[N]	18
Habitat value	pts.	1214
	[% of total]	8.4
Economic value	[€]	1201
	[% of total]	10.2
Number of microhabitats	[N]	63
	[% of total]	8.4

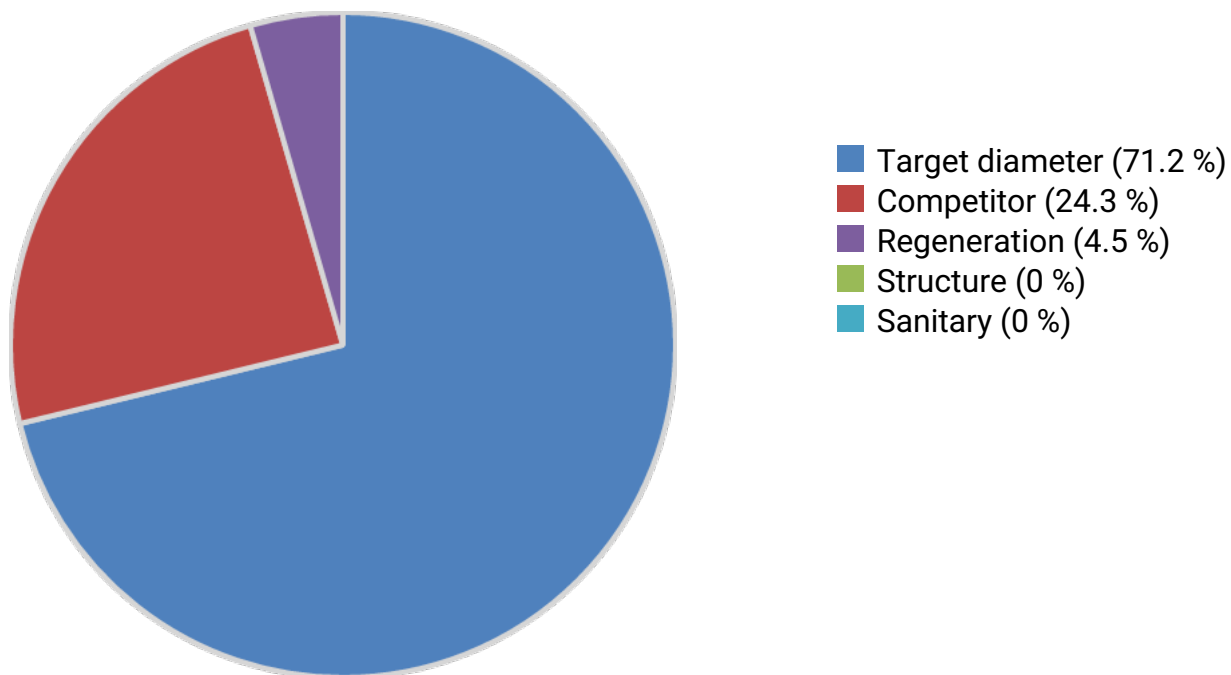
### Habitat tree distribution by species (N in %)



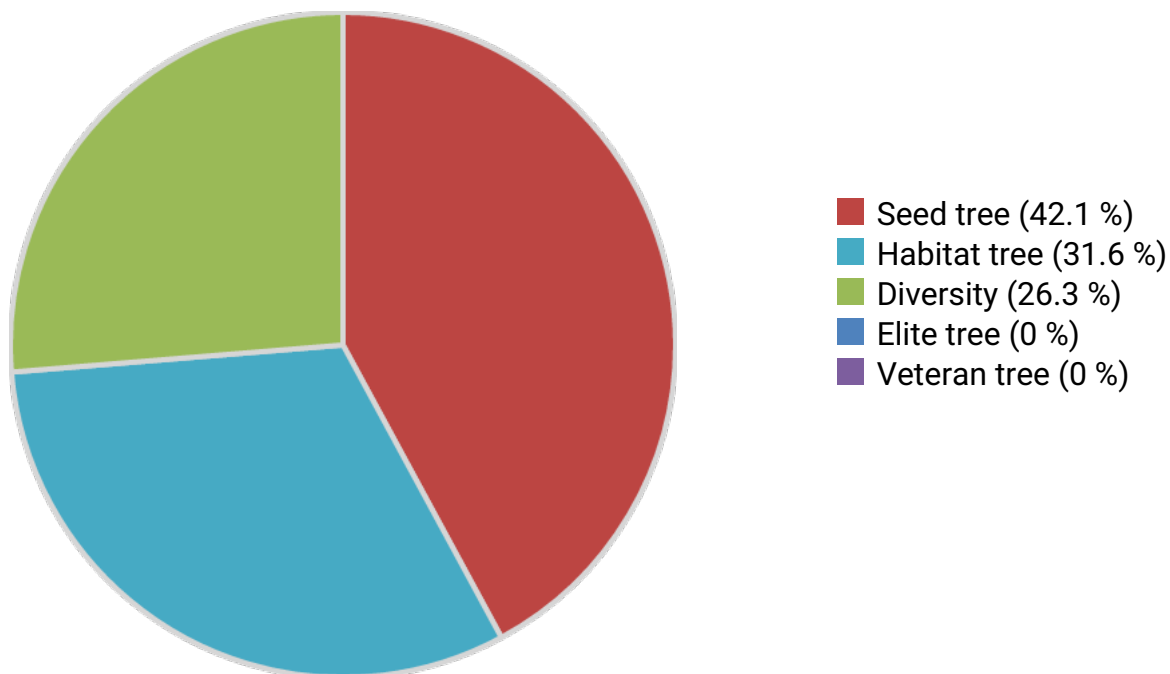
### Spatial distribution of habitat trees



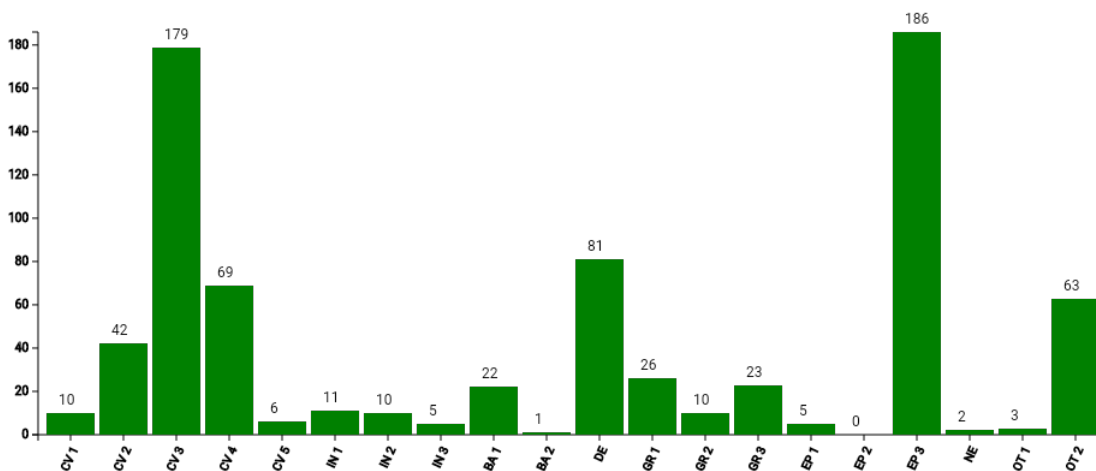
### Reasons for removal



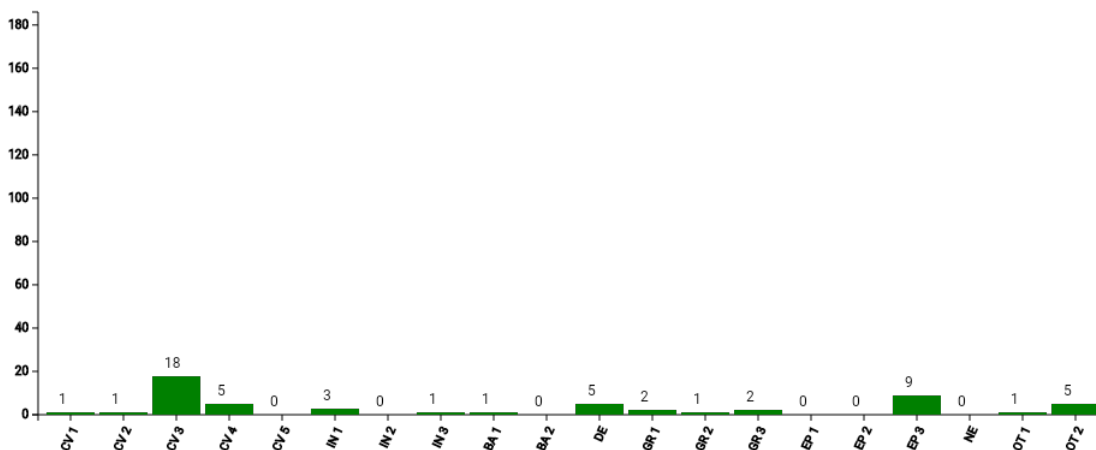
### Reasons for retention



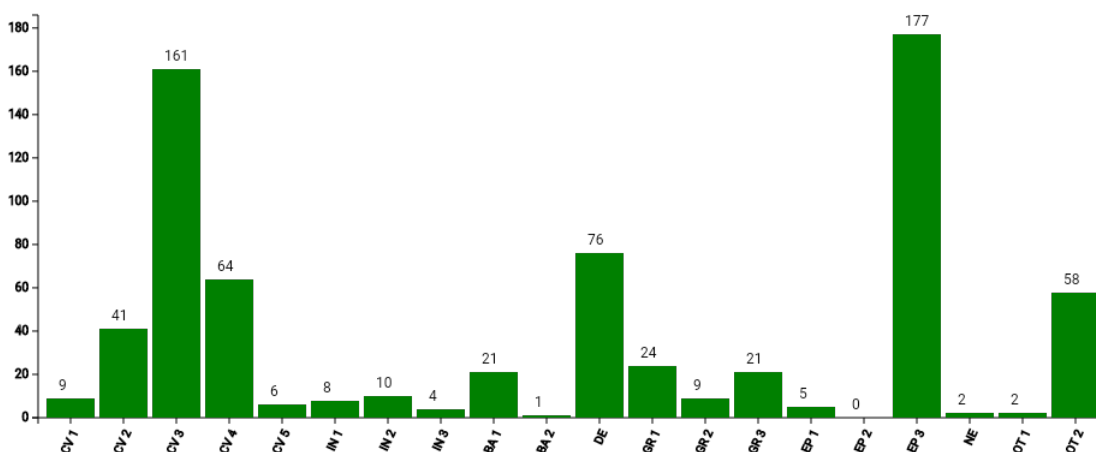
### Distribution of tree microhabitats by code (N total)



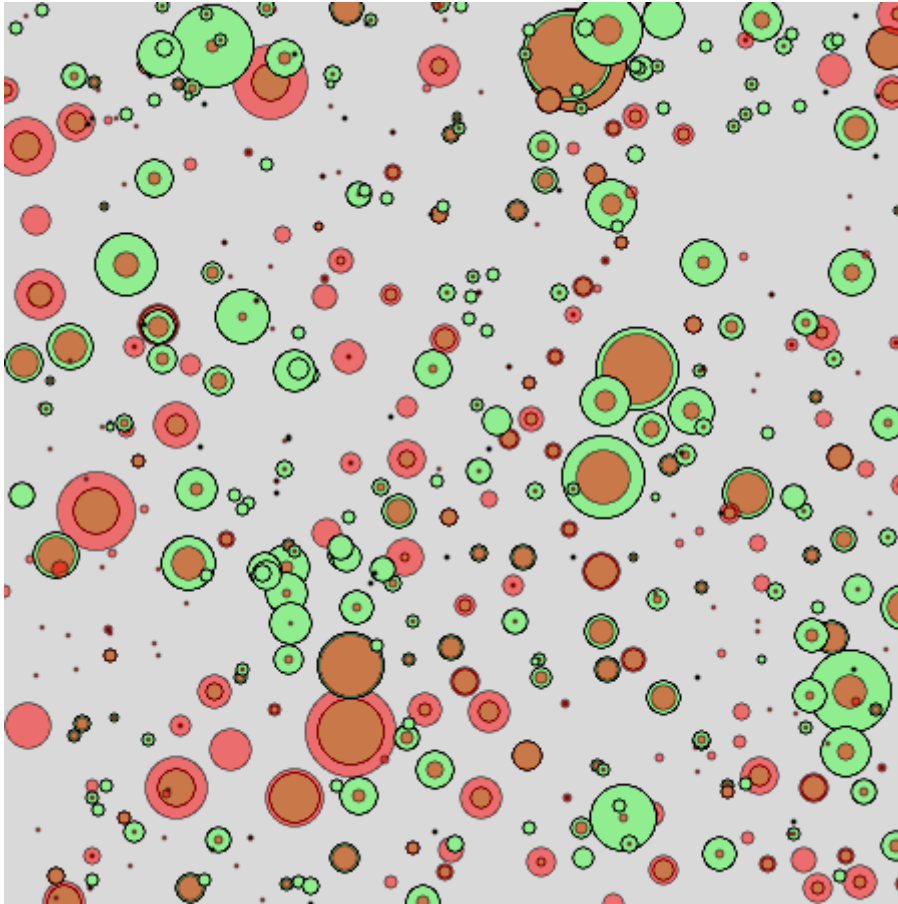
### Removed tree microhabitats by code (N removed)



### Remaining tree microhabitats by code (N after harvest)



For more details on codes consult the field guide "Catalogue of tree microhabitats" or the tree microhabitat app.

**Conflict trees (stand data)****Description:**

Overlay of economic and habitat value: red circles (economic value), green circles (habitat value); circle size according to numerical values (e.g. large circles mean high values); trees with very low values are not visible. Trees where both values overlap considerably represent so called "conflict trees".

## Removed trees

Tree	DBH (cm)	Basal area (m <sup>2</sup> )	Volume (m <sup>3</sup> )	Economic value (€)	Habitat value (pts.)	Reason
Turkey oak (127) [REPLACE_DEAD]Quercus cerris	49	0.19	2.4	80	43	Target diameter
Turkey oak (57) [REPLACE_DEAD]Quercus cerris	48	0.18	2.3	77	95	Regeneration
Turkey oak (477) [REPLACE_DEAD]Quercus cerris	44	0.15	1.7	58	14	Target diameter
Turkey oak (376) [REPLACE_DEAD]Quercus cerris	42	0.14	1.4	48	60	Target diameter
Turkey oak (178) [REPLACE_DEAD]Quercus cerris	41	0.13	1.5	50	0	Competitor
Turkey oak (512) [REPLACE_DEAD]Quercus cerris	40.5	0.13	1.3	42	50	Competitor
Italian maple (697) [REPLACE_DEAD]Acer opalus	40	0.13	1.2	31	102	Competitor
common beech (5) [REPLACE_DEAD]Fagus sylvatica	39	0.12	1.1	31	36	Competitor
Turkey oak (158) [REPLACE_DEAD]Quercus cerris	38.5	0.12	1.4	46	0	Competitor
Turkey oak (362) [REPLACE_DEAD]Quercus cerris	36	0.1	1	32	80	Target diameter
common beech (174) [REPLACE_DEAD]Fagus sylvatica	34	0.09	1.2	32	0	Competitor
Turkey oak (466) [REPLACE_DEAD]Quercus cerris	34	0.09	1	33	24	Competitor
Turkey oak (370) [REPLACE_DEAD]Quercus cerris	33.5	0.09	1.1	35	24	Competitor
Turkey oak (673) [REPLACE_DEAD]Quercus cerris	33	0.09	1	33	0	Competitor
Turkey oak (796) [REPLACE_DEAD]Quercus cerris	31	0.08	0.8	28	0	Competitor
Turkey oak (374) [REPLACE_DEAD]Quercus cerris	30	0.07	0.7	22	0	Competitor
Turkey oak (73) [REPLACE_DEAD]Quercus cerris	30	0.07	0.8	27	24	Competitor
Turkey oak (442) [REPLACE_DEAD]Quercus cerris	29	0.07	0.6	22	0	Target diameter
common beech (109) [REPLACE_DEAD]Fagus sylvatica	27	0.06	0.5	14	32	Competitor
Turkey oak (231) [REPLACE_DEAD]Quercus cerris	26	0.05	0.6	21	36	Competitor

Tree	DBH (cm)	Basal area (m <sup>2</sup> )	Volume (m <sup>3</sup> )	Economic value (€)	Habitat value (pts.)	Reason
Turkey oak (483) [REPLACE_DEAD]Quercus cerris	26	0.05	0.6	19	8	Competitor
common beech (46) [REPLACE_DEAD]Fagus sylvatica	24	0.05	0.5	14	0	Competitor
Turkey oak (519) [REPLACE_DEAD]Quercus cerris	24	0.05	0.5	16	8	Competitor
Turkey oak (230) [REPLACE_DEAD]Quercus cerris	24	0.05	0.5	17	0	Competitor
Turkey oak (394) [REPLACE_DEAD]Quercus cerris	23.5	0.04	0.4	14	24	Target diameter
Turkey oak (462) Quercus cerris	22	0.04	0	1	0	Target diameter
Turkey oak (56) [REPLACE_DEAD]Quercus cerris	22	0.04	0.5	16	0	Target diameter
hornbeam (222) [REPLACE_DEAD]Carpinus betulus	22	0.04	0.3	9	8	Competitor
Turkey oak (69) [REPLACE_DEAD]Quercus cerris	22	0.04	0.4	14	0	Target diameter
common beech (111) [REPLACE_DEAD]Fagus sylvatica	22	0.04	0.3	9	0	Competitor
hornbeam (214) [REPLACE_DEAD]Carpinus betulus	20	0.03	0.2	7	36	Competitor
hornbeam (75) [REPLACE_DEAD]Carpinus betulus	18	0.03	0.3	8	0	Target diameter
common ash (134) [REPLACE_DEAD]Fraxinus excelsior	18	0.03	0.2	7	0	Competitor
hornbeam (76) [REPLACE_DEAD]Carpinus betulus	17	0.02	0.2	7	0	Target diameter
common ash (132) [REPLACE_DEAD]Fraxinus excelsior	17	0.02	0.1	3	0	Competitor
Turkey oak (460) [REPLACE_DEAD]Quercus cerris	16.5	0.02	0.2	6	28	Target diameter
common beech (70) [REPLACE_DEAD]Fagus sylvatica	16.5	0.02	0.3	7	0	Target diameter
hornbeam (142) [REPLACE_DEAD]Carpinus betulus	15	0.02	0.2	5	18	Target diameter
Turkey oak (461) [REPLACE_DEAD]Quercus cerris	15	0.02	0.1	5	0	Target diameter
common ash (754) [REPLACE_DEAD]Fraxinus excelsior	15	0.02	0.1	4	24	Target diameter



Tree	DBH (cm)	Basal area (m <sup>2</sup> )	Volume (m <sup>3</sup> )	Economic value (€)	Habitat value (pts.)	Reason
hornbeam (64) [REPLACE_DEAD]Carpinus betulus	15	0.02	0.1	4	0	Target diameter
Turkey oak (495) [REPLACE_DEAD]Quercus cerris	14	0.02	0.1	4	0	Target diameter
Italian maple (748) [REPLACE_DEAD]Acer opalus	14	0.02	0.1	2	0	Target diameter
European hop-hornbeam (44) [REPLACE_DEAD]Ostrya carpinifolia	14	0.02	0.1	3	0	Target diameter
hornbeam (54) [REPLACE_DEAD]Carpinus betulus	14	0.02	0.2	5	0	Target diameter
Italian maple (759) [REPLACE_DEAD]Acer opalus	14	0.02	0.1	3	36	Target diameter
common ash (63) [REPLACE_DEAD]Fraxinus excelsior	14	0.02	0.2	4	0	Target diameter
Lobels maple (766) [REPLACE_DEAD]Acer lobelii	14	0.02	0.1	3	8	Target diameter
Italian maple (804) [REPLACE_DEAD]Acer opalus	13.5	0.01	0.1	3	24	Target diameter
Italian maple (798) [REPLACE_DEAD]Acer opalus	13	0.01	0.1	2	3	Target diameter
hornbeam (55) [REPLACE_DEAD]Carpinus betulus	13	0.01	0.1	3	0	Target diameter
hornbeam (408) [REPLACE_DEAD]Carpinus betulus	13	0.01	0.1	3	0	Target diameter
common ash (731) [REPLACE_DEAD]Fraxinus excelsior	13	0.01	0.1	3	0	Target diameter
hornbeam (67) [REPLACE_DEAD]Carpinus betulus	13	0.01	0.1	3	0	Target diameter
hornbeam (77) [REPLACE_DEAD]Carpinus betulus	13	0.01	0.1	3	0	Target diameter
European hop-hornbeam (452) [REPLACE_DEAD]Ostrya carpinifolia	12.5	0.01	0.1	2	0	Target diameter
Italian maple (805) [REPLACE_DEAD]Acer opalus	12.5	0.01	0.1	2	27	Target diameter
hornbeam (206) [REPLACE_DEAD]Carpinus betulus	12.5	0.01	0.1	3	0	Target diameter
Turkey oak (369) [REPLACE_DEAD]Quercus cerris	12.5	0.01	0.1	3	0	Target diameter
Lobels maple (91) [REPLACE_DEAD]Acer lobelii	12.5	0.01	0.1	3	0	Target diameter

Tree	DBH (cm)	Basal area (m <sup>2</sup> )	Volume (m <sup>3</sup> )	Economic value (€)	Habitat value (pts.)	Reason
Turkey oak (367) [REPLACE_DEAD]Quercus cerris	12	0.01	0.1	3	0	Target diameter
hornbeam (717) [REPLACE_DEAD]Carpinus betulus	12	0.01	0.1	3	8	Target diameter
Italian maple (686) [REPLACE_DEAD]Acer opalus	12	0.01	0.1	3	0	Regeneration
common beech (356) [REPLACE_DEAD]Fagus sylvatica	12	0.01	0.1	2	0	Target diameter
hornbeam (215) [REPLACE_DEAD]Carpinus betulus	11.5	0.01	0.1	3	0	Competitor
hornbeam (128) [REPLACE_DEAD]Carpinus betulus	11.5	0.01	0	1	6	Target diameter
Turkey oak (490) [REPLACE_DEAD]Quercus cerris	11.5	0.01	0.1	2	8	Target diameter
hornbeam (210) [REPLACE_DEAD]Carpinus betulus	11.5	0.01	0.1	2	0	Target diameter
hornbeam (65) [REPLACE_DEAD]Carpinus betulus	11.3	0.01	0.1	2	0	Target diameter
common beech (720) [REPLACE_DEAD]Fagus sylvatica	11	0.01	0.1	2	0	Target diameter
hornbeam (74) [REPLACE_DEAD]Carpinus betulus	11	0.01	0.1	3	0	Target diameter
hornbeam (219) [REPLACE_DEAD]Carpinus betulus	10.5	0.01	0.1	2	8	Target diameter
common beech (354) [REPLACE_DEAD]Fagus sylvatica	10.5	0.01	0	1	4	Target diameter
hornbeam (124) [REPLACE_DEAD]Carpinus betulus	10.5	0.01	0.1	2	0	Competitor
sycamore maple (666) [REPLACE_DEAD]Acer pseudoplatanus	10.5	0.01	0	1	0	Target diameter
common ash (695) [REPLACE_DEAD]Fraxinus excelsior	10	0.01	0.1	2	0	Regeneration
hornbeam (449) [REPLACE_DEAD]Carpinus betulus	10	0.01	0	1	28	Target diameter
Turkey oak (409) [REPLACE_DEAD]Quercus cerris	10	0.01	0.1	2	0	Target diameter
hornbeam (129) [REPLACE_DEAD]Carpinus betulus	10	0.01	0	1	6	Target diameter
hornbeam (684) [REPLACE_DEAD]Carpinus betulus	10	0.01	0.1	2	0	Regeneration

Tree	DBH (cm)	Basal area (m <sup>2</sup> )	Volume (m <sup>3</sup> )	Economic value (€)	Habitat value (pts.)	Reason
common beech (355) [REPLACE_DEAD]Fagus sylvatica	10	0.01	0	1	0	Target diameter
hornbeam (218) [REPLACE_DEAD]Carpinus betulus	10	0.01	0.1	2	0	Target diameter
Italian maple (761) [REPLACE_DEAD]Acer opalus	10	0.01	0.1	1	0	Target diameter
common beech (721) [REPLACE_DEAD]Fagus sylvatica	10	0.01	0.1	2	0	Target diameter
Italian maple (749) [REPLACE_DEAD]Acer opalus	10	0.01	0	1	0	Target diameter
hornbeam (213) [REPLACE_DEAD]Carpinus betulus	9.5	0.01	0.1	2	18	Target diameter
sycamore maple (665) [REPLACE_DEAD]Acer pseudoplatanus	9	0.01	0	1	0	Target diameter
common beech (685) [REPLACE_DEAD]Fagus sylvatica	9	0.01	0	1	0	Regeneration
hornbeam (126) [REPLACE_DEAD]Carpinus betulus	9	0.01	0	1	0	Competitor
common beech (112) [REPLACE_DEAD]Fagus sylvatica	9	0.01	0	1	0	Competitor
common beech (41) [REPLACE_DEAD]Fagus sylvatica	9	0.01	0	1	0	Target diameter
common ash (789) [REPLACE_DEAD]Fraxinus excelsior	9	0.01	0	1	0	Target diameter
common ash (756) [REPLACE_DEAD]Fraxinus excelsior	9	0.01	0	1	8	Target diameter
Italian maple (363) [REPLACE_DEAD]Acer opalus	9	0.01	0	1	0	Target diameter
Italian maple (485) [REPLACE_DEAD]Acer opalus	8.5	0.01	0	1	0	Target diameter
hazel (405) Corylus avellana	8.5	0.01	0	1	0	Target diameter
Italian maple (765) [REPLACE_DEAD]Acer opalus	8	0.01	0	1	0	Target diameter
hazel (379) [REPLACE_DEAD]Corylus avellana	8	0.01	0	0	0	Target diameter
common beech (42) [REPLACE_DEAD]Fagus sylvatica	8	0.01	0	1	0	Target diameter
common beech (718) [REPLACE_DEAD]Fagus sylvatica	8	0.01	0	1	0	Target diameter

Tree	DBH (cm)	Basal area (m <sup>2</sup> )	Volume (m <sup>3</sup> )	Economic value (€)	Habitat value (pts.)	Reason
common ash (751) [REPLACE_DEAD]Fraxinus excelsior	8	0.01	0	1	0	Target diameter
hornbeam (448) [REPLACE_DEAD]Carpinus betulus	8	0.01	0	0	0	Target diameter
Italian maple (760) Acer opalus	8	0.01	0	1	30	Target diameter
common ash (690) [REPLACE_DEAD]Fraxinus excelsior	8	0.01	0	1	0	Target diameter
hornbeam (450) [REPLACE_DEAD]Carpinus betulus	8	0.01	0	0	0	Target diameter
common beech (43) [REPLACE_DEAD]Fagus sylvatica	8	0.01	0	1	0	Target diameter
Italian maple (479) [REPLACE_DEAD]Acer opalus	7.5	0	0	1	0	Target diameter
hornbeam (451) [REPLACE_DEAD]Carpinus betulus	7.5	0	0	1	0	Target diameter
Italian maple (764) [REPLACE_DEAD]Acer opalus	7.5	0	0	0	0	Target diameter
hornbeam (476) [REPLACE_DEAD]Carpinus betulus	7.5	0	0	1	0	Target diameter
common ash (723) [REPLACE_DEAD]Fraxinus excelsior	7.5	0	0	1	0	Target diameter

## Retention trees

Tree	DBH (cm)	Basal area (m <sup>2</sup> )	Volume (m <sup>3</sup> )	Economic value (€)	Habitat value (pts.)	Reason
common beech (48) [REPLACE_DEAD]Fagus sylvatica	77	0.47	4.6	129	76	Habitat tree
Turkey oak (244) [REPLACE_DEAD]Quercus cerris	75	0.44	5.2	173	199	Habitat tree
Turkey oak (68) [REPLACE_DEAD]Quercus cerris	63	0.31	4.8	161	94	Habitat tree
Turkey oak (197) [REPLACE_DEAD]Quercus cerris	63	0.31	4.8	159	79	Habitat tree
small-leaved lime (153) [REPLACE_DEAD]Tilia cordata	63	0.31	3.7	88	83	Diversity
common beech (4) [REPLACE_DEAD]Fagus sylvatica	58.5	0.27	3.1	86	68	Habitat tree
common beech (681) [REPLACE_DEAD]Fagus sylvatica	58	0.26	2.6	74	30	Habitat tree
common beech (115) [REPLACE_DEAD]Fagus sylvatica	57.5	0.26	3.6	100	51	Seed tree
Turkey oak (534) [REPLACE_DEAD]Quercus cerris	55	0.24	2.4	79	67	Seed tree
hornbeam (39) [REPLACE_DEAD]Carpinus betulus	52	0.21	3.2	96	0	Seed tree
common beech (656) [REPLACE_DEAD]Fagus sylvatica	52	0.21	2.4	66	96	Seed tree
small-leaved lime (154) [REPLACE_DEAD]Tilia cordata	51	0.2	1.6	40	68	Diversity
Turkey oak (763) [REPLACE_DEAD]Quercus cerris	47	0.17	2	67	42	Habitat tree
common ash (806) [REPLACE_DEAD]Fraxinus excelsior	47	0.17	2.3	61	152	Seed tree
Turkey oak (716) [REPLACE_DEAD]Quercus cerris	47	0.17	2.6	86	30	Seed tree
Turkey oak (176) [REPLACE_DEAD]Quercus cerris	46.5	0.17	1.7	56	22	Habitat tree
hornbeam (144) [REPLACE_DEAD]Carpinus betulus	44	0.15	1.7	50	129	Seed tree
Turkey oak (217) [REPLACE_DEAD]Quercus cerris	43	0.15	1.9	63	67	Habitat tree
Turkey oak (728) [REPLACE_DEAD]Quercus cerris	40	0.13	1.2	41	28	Habitat tree
Turkey oak (694) [REPLACE_DEAD]Quercus cerris	39	0.12	1.6	53	87	Habitat tree
Italian maple (447)	38.5	0.12	0.8	21	138	Habitat tree

Tree	DBH (cm)	Basal area (m <sup>2</sup> )	Volume (m <sup>3</sup> )	Economic value (€)	Habitat value (pts.)	Reason
Acer opalus						
Italian maple (195) [REPLACE_DEAD]Acer opalus	38	0.11	1.1	30	80	Habitat tree
common beech (110) [REPLACE_DEAD]Fagus sylvatica	37	0.11	1.3	36	20	Seed tree
common ash (703) [REPLACE_DEAD]Fraxinus excelsior	35	0.1	1	26	56	Seed tree
common beech (797) [REPLACE_DEAD]Fagus sylvatica	34	0.09	0.9	24	58	Habitat tree
field maple (139) [REPLACE_DEAD]Acer campestre	33	0.09	1	27	80	Diversity
Italian maple (674) [REPLACE_DEAD]Acer opalus	33	0.09	0.7	19	26	Habitat tree
Turkey oak (58) [REPLACE_DEAD]Quercus cerris	33	0.09	1.1	35	0	Seed tree
Turkey oak (435) [REPLACE_DEAD]Quercus cerris	31.5	0.08	0.8	28	46	Habitat tree
common beech (683) [REPLACE_DEAD]Fagus sylvatica	31	0.08	0.9	24	8	Seed tree
common ash (133) [REPLACE_DEAD]Fraxinus excelsior	31	0.08	0.8	21	0	Diversity
European hop-hornbeam (711) [REPLACE_DEAD]Ostrya carpinifolia	30	0.07	0.6	17	0	Seed tree
common ash (480) [REPLACE_DEAD]Fraxinus excelsior	29.5	0.07	0.9	23	40	Seed tree
Lobels maple (384) [REPLACE_DEAD]Acer lobelii	29.5	0.07	0.6	16	64	Diversity
Lobels maple (670) [REPLACE_DEAD]Acer lobelii	28.5	0.06	0.6	16	74	Habitat tree
Italian maple (699) [REPLACE_DEAD]Acer opalus	28	0.06	0.6	15	57	Diversity
hornbeam (71) [REPLACE_DEAD]Carpinus betulus	27	0.06	0.6	17	8	Seed tree
Italian maple (712) [REPLACE_DEAD]Acer opalus	26	0.05	0.4	12	12	Diversity
European hop-hornbeam (223) [REPLACE_DEAD]Ostrya carpinifolia	25	0.05	0.4	12	0	Seed tree
Italian maple (682) [REPLACE_DEAD]Acer opalus	23	0.04	0.4	9	38	Seed tree
small-leaved lime (173) [REPLACE_DEAD]Tilia cordata	22	0.04	0.3	8	0	Seed tree

Tree	DBH (cm)	Basal area (m <sup>2</sup> )	Volume (m <sup>3</sup> )	Economic value (€)	Habitat value (pts.)	Reason
common ash (62) [REPLACE_DEAD]Fraxinus excelsior	20	0.03	0.4	11	0	Seed tree
hornbeam (687) [REPLACE_DEAD]Carpinus betulus	17	0.02	0.2	6	18	Seed tree
common beech (50) [REPLACE_DEAD]Fagus sylvatica	17	0.02	0.2	6	0	Seed tree
wild service tree (418) [REPLACE_DEAD]Sorbus torminalis	16	0.02	0.1	3	0	Seed tree
wild service tree (417) [REPLACE_DEAD]Sorbus torminalis	15	0.02	0.1	3	0	Seed tree
wild service tree (410) [REPLACE_DEAD]Sorbus torminalis	14.5	0.02	0.1	2	0	Seed tree
Italian maple (446) [REPLACE_DEAD]Acer opalus	13.5	0.01	0.1	2	0	Seed tree
European hop-hornbeam (710) [REPLACE_DEAD]Ostrya carpinifolia	13	0.01	0.1	2	0	Diversity
hornbeam (125) [REPLACE_DEAD]Carpinus betulus	12	0.01	0.1	3	0	Diversity
field maple (61) [REPLACE_DEAD]Acer campestre	12	0.01	0.1	2	0	Diversity
small-leaved lime (696) [REPLACE_DEAD]Tilia cordata	12	0.01	0.1	2	0	Diversity
common ash (689) [REPLACE_DEAD]Fraxinus excelsior	12	0.01	0.1	3	0	Diversity
common ash (752) [REPLACE_DEAD]Fraxinus excelsior	11	0.01	0.1	2	0	Habitat tree
field maple (672) [REPLACE_DEAD]Acer campestre	10	0.01	0	1	0	Diversity
Lobels maple (378) [REPLACE_DEAD]Acer lobelii	9.5	0.01	0	1	0	Diversity
Italian maple (708) Acer opalus	9	0.01	0	1	0	Diversity