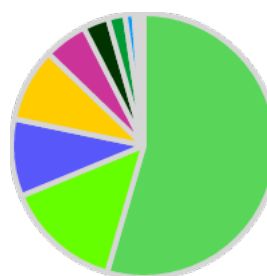


28/10/2021 Gr B mol

Site conditions

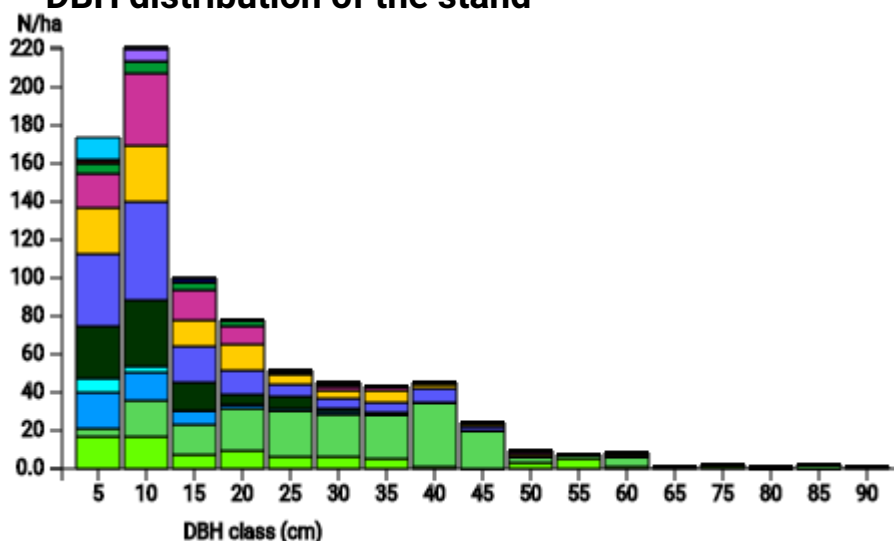
Altitude: 930 m.a.s.l.
 Forest ecological region: Molise
 Regional forest

Tree species distribution by volume (in %)



- Turkey oak: 54.6 %
- common beech: 14.3 %
- Italian maple: 9.5 %
- common ash: 9 %
- hornbeam: 5.3 %
- Lobel's maple: 3.1 %
- small-leaved lime: 2.1 %
- sycamore maple: 1.1 %
- field maple: 0.6 %
- European hop-hornbeam: 0.4 %
- wild service tree: 0.1 %
- hazel: 0.1 %
- cornelian cherry: 0 %

DBH distribution of the stand



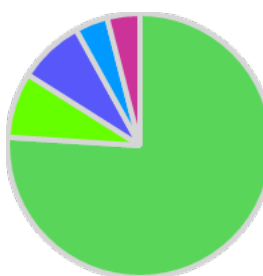
Initial stand (details by tree species)

Tree species	N/ha	Basal area (m ²)	Volume (m ³)	Economic value (€)	Habitat value (pts.)	Microhabitats (N)
European hop-hornbeam	9	0.2	1.4	41	8	1
Italian maple	148	4.4	36.4	948	2607	143
Lobel's maple	90	1.7	12	312	996	60
Turkey oak	198	19.7	209.6	7019	6072	297
common ash	101	3.9	34.7	930	1606	79
common beech	80	6.1	54.9	1532	1392	77
cornelian cherry	1	0	0	0	24	1
field maple	15	0.3	2.3	60	278	14
hazel	12	0.1	0.2	6	30	1
hornbeam	91	2.2	20.2	601	742	40
small-leaved lime	22	0.9	8.1	195	207	11
sycamore maple	43	0.6	4	105	569	30
wild service tree	3	0.1	0.3	9	0	0
Total	813	40.1	384.3	11760	14531	754

Removed trees

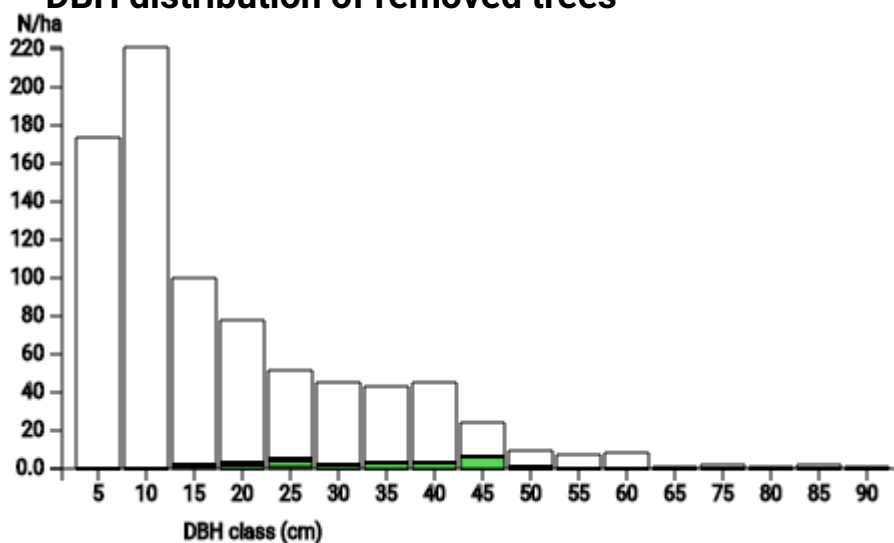
Volume: 30 m³
 Basal area: 2.7 m²
 Economic value: 979 €
 Habitat value: 708 pts.

Removed trees (N in %)



- Turkey oak: 76 %
- common beech: 8 %
- Italian maple: 8 %
- sycamore maple: 4 %
- hornbeam: 4 %
- hazel: 0 %
- field maple: 0 %
- Lobels maple: 0 %
- small-leaved lime: 0 %
- cornelian cherry: 0 %
- European hop-hornbeam: 0 %
- wild service tree: 0 %
- common ash: 0 %

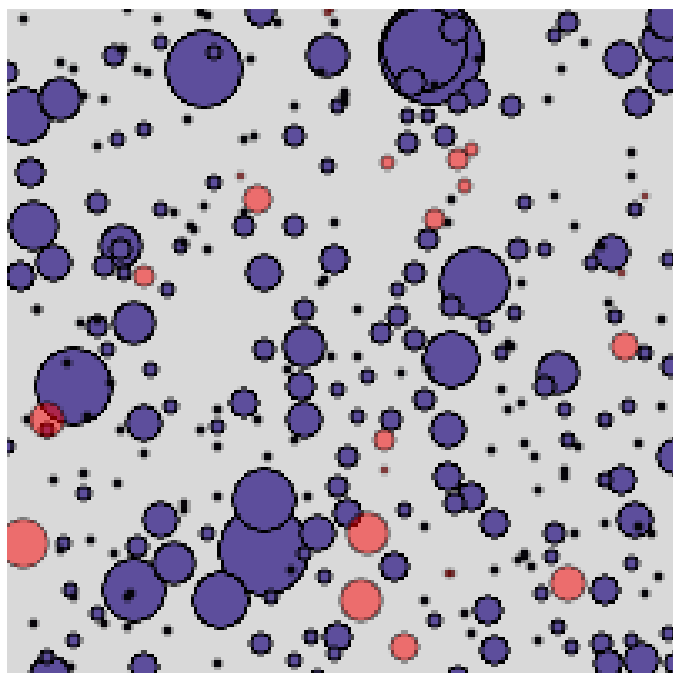
DBH distribution of removed trees



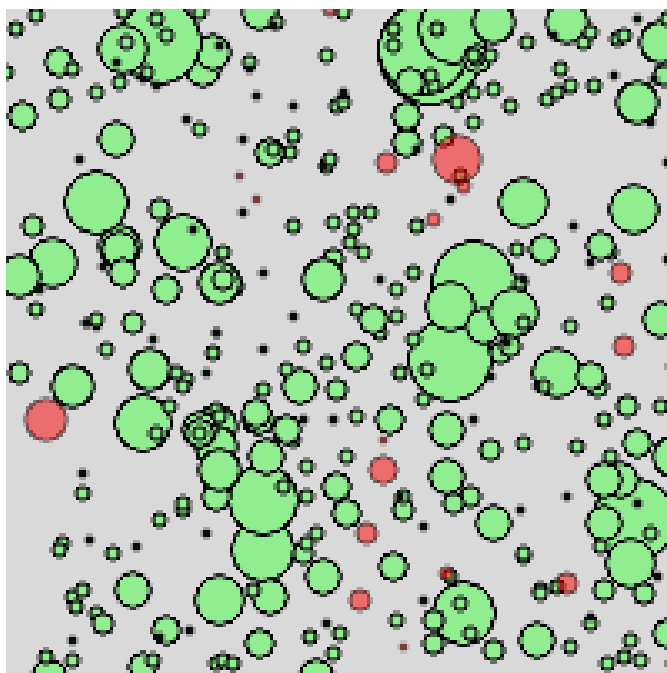
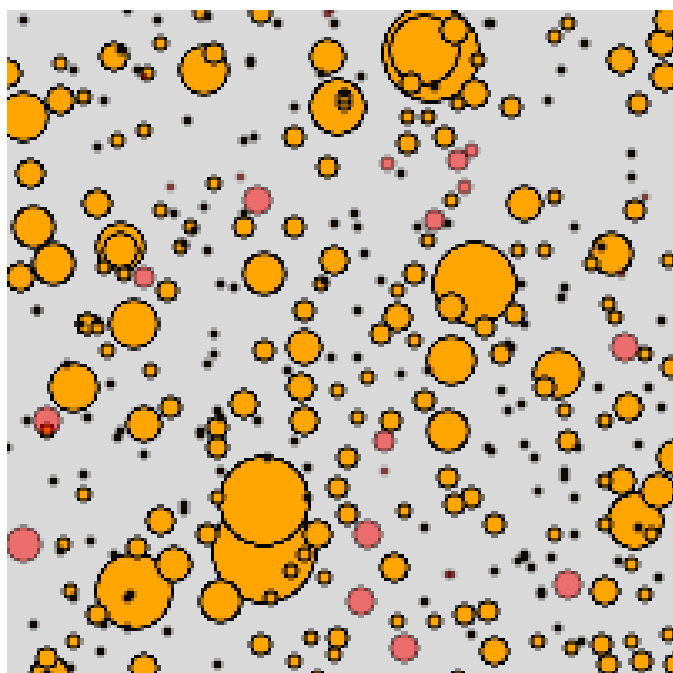
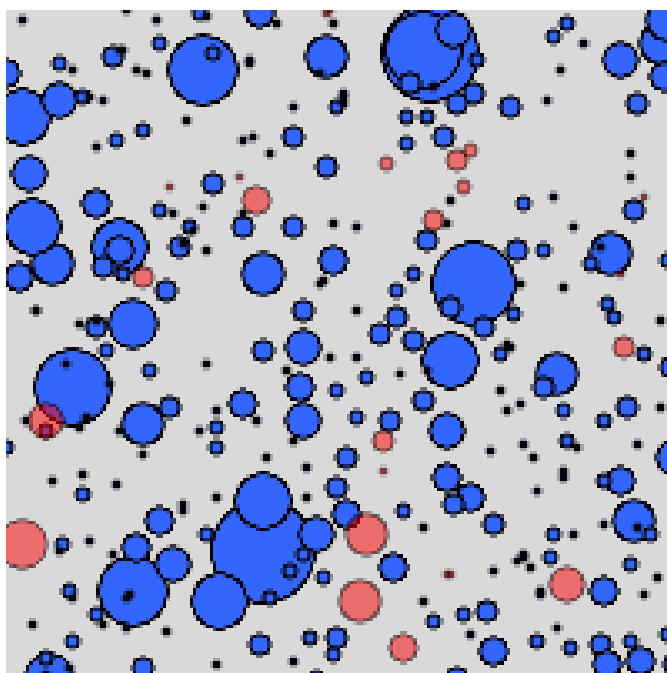
Removed trees (details by tree species)

Tree species	N/ha	Basal area (m ²)	Volume (m ³)	Economic value (€)	Habitat value (pts.)	Microhabitats (N)
European hop-hornbeam	0	0	0	0	0	0
Italian maple	2	0.1	0.9	24	54	4
Lobels maple	0	0	0	0	0	0
Turkey oak	19	2.3	24.8	830	648	37
common ash	0	0	0	0	0	0
common beech	2	0.1	0.8	23	6	1
cornelian cherry	0	0	0	0	0	0
field maple	0	0	0	0	0	0
hazel	0	0	0	0	0	0
hornbeam	1	0.2	3.2	96	0	0
small-leaved lime	0	0	0	0	0	0
sycamore maple	1	0	0.2	6	0	0
wild service tree	0	0	0	0	0	0
Total	25	2.7	30	979	708	42

Economic value [EUR]



Habitat value

Basal area [m²]Volume [m³]**Description:**

Red circles (removed trees); circle size according to numerical values (e.g. large circles mean high values); trees with very low values (e.g. habitat value "0") are not visible.

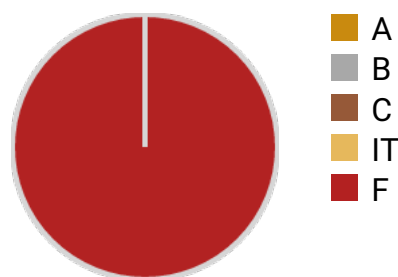
Economic values

Total value of removed trees: 979 €
 Percentage of total stand value: 8.3 %
 Stand value after harvest: 10781 €

Economic value by tree species [€]

Tree species	Total	Per m ³
common beech	23	28
Turkey oak	830	33
sycamore maple	6	26
field maple	0	0
Lobels maple	0	0
Italian maple	24	26
common ash	0	0
hornbeam	96	30
small-leaved lime	0	0
cornelian cherry	0	0
European hop-hornbeam	0	0
wild service tree	0	0
hazel	0	0
Total	979	33

Wood quality distribution (m³ in %)



Quality class	m ³	%
A	0	0
B	0	0
C	0	0
Industrial Timber	0	0
Fuelwood	30	100

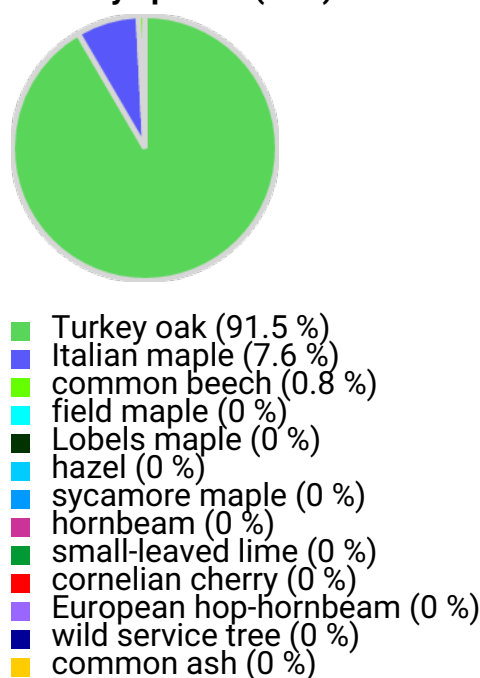
Habitat values

Total habitat value of removed trees: 708 pts.
 Percentage of total stand value: 4.9 %
 Stand value after harvest: 13823 pts.

Habitat value by tree species [pts.]

Tree species	Total	Per m ³	Microhabitats [N]
common beech	6	7.4	1
Turkey oak	648	26.1	37
sycamore maple	0	0	0
field maple	0	0	0
Lobels maple	0	0	0
Italian maple	54	59.2	4
common ash	0	0	0
hornbeam	0	0	0
small-leaved lime	0	0	0
cornelian cherry	0	0	0
European hop-hornbeam	0	0	0
wild service tree	0	0	0
hazel	0	0	0
Total	708	23.6	42

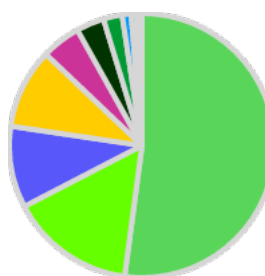
Habitat value (points) of removed trees by species (in %)



Remaining stand

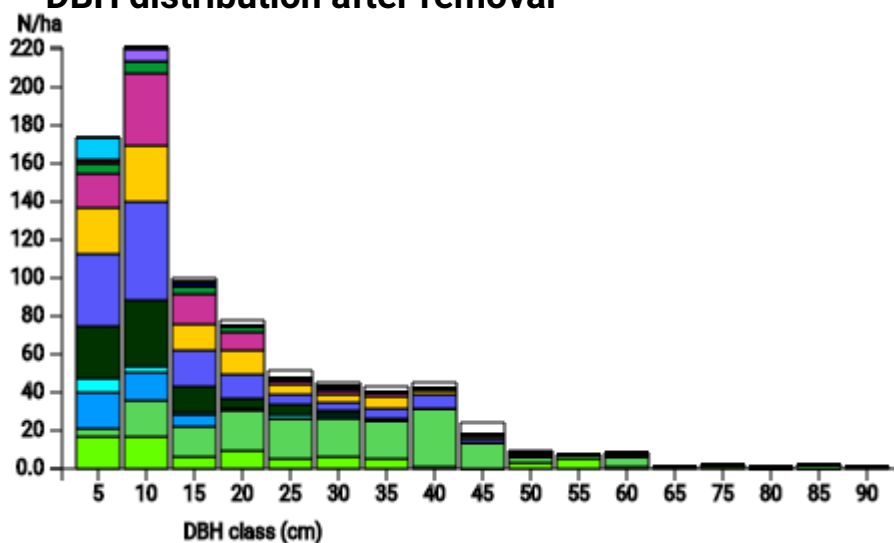
Volume: 354.7 m³
 Basal area: 38.2 m²
 Economic value: 10781 €
 Habitat value: 13823 pts.

Remaining trees by volume (m³ in %)



- Turkey oak: 52.2 %
- common beech: 15.3 %
- Italian maple: 10 %
- common ash: 9.8 %
- hornbeam: 4.8 %
- Lobels maple: 3.4 %
- small-leaved lime: 2.3 %
- sycamore maple: 1.1 %
- field maple: 0.7 %
- European hop-hornbeam: 0.4 %
- wild service tree: 0.1 %
- hazel: 0.1 %
- cornelian cherry: 0 %

DBH distribution after removal



Remaining stand (details by tree species)

Tree species	N/ha	Basal area (m ²)	Volume (m ³)	Economic value (€)	Habitat value (pts.)	Microhabitats (N)
European hop-hornbeam	9	0.2	1.4	41	8	1
Italian maple	146	4.3	35.5	924	2553	139
Lobels maple	90	1.7	12	312	996	60
Turkey oak	179	17.4	184.8	6189	5424	260
common ash	101	3.9	34.7	930	1606	79
common beech	78	6	54.1	1509	1386	76
cornelian cherry	1	0	0	0	24	1
field maple	15	0.3	2.3	60	278	14
hazel	12	0.1	0.2	6	30	1
hornbeam	90	2	17	505	742	40
small-leaved lime	22	0.9	8.1	195	207	11
sycamore maple	42	0.6	3.8	99	569	30
wild service tree	3	0.1	0.3	9	0	0
Total	788	37.4	354.3	10781	13823	712


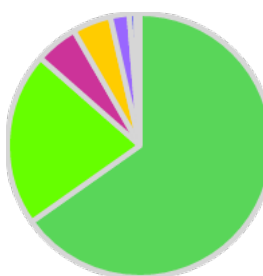
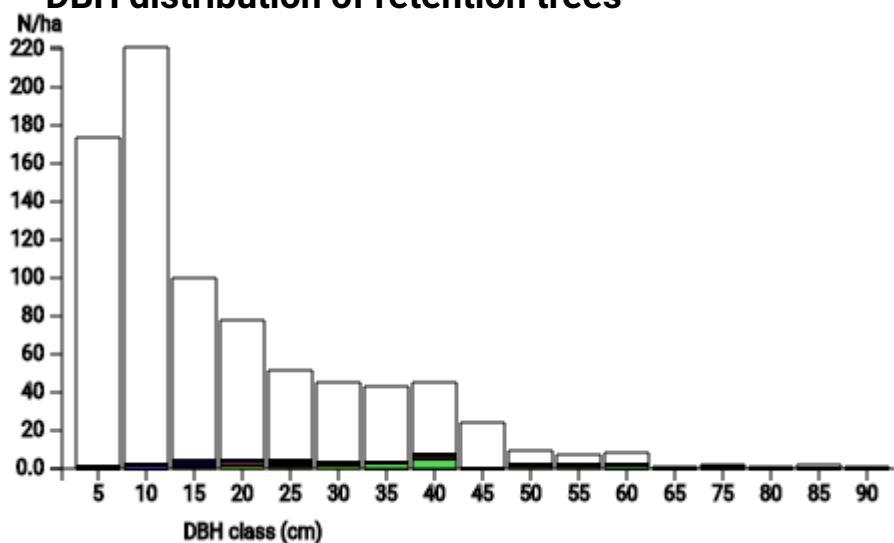
Retention treesVolume: 45.3 m³

Elite trees: 22

Habitat trees: 9

Economic value: 1430 €

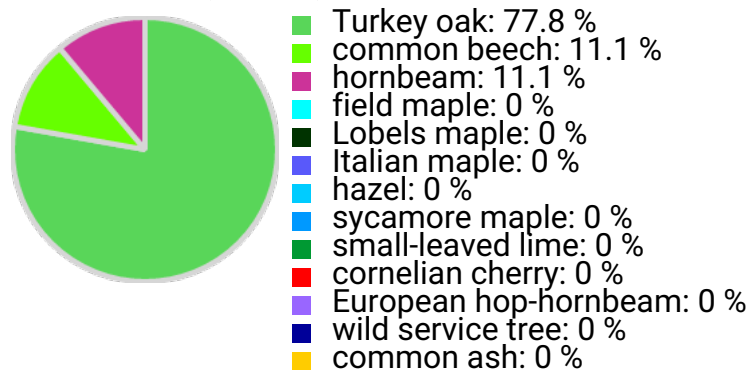
Habitat value: 1051 pts.

Retention trees by volume (m³ in %)**DBH distribution of retention trees****Retained trees (details by tree species)**


Tree species	N/ha	Basal area (m ²)	Volume (m ³)	Economic value (€)	Habitat value (pts.)	Microhabitats (N)
European hop-hornbeam	2	0.1	1	29	0	0
Italian maple	4	0.1	0.4	10	0	0
Lobels maple	0	0	0	0	0	0
Turkey oak	14	2.6	29.5	989	657	31
common ash	2	0.2	2.1	57	90	5
common beech	8	0.8	9.6	269	175	9
cornelian cherry	0	0	0	0	0	0
field maple	0	0	0	0	0	0
hazel	0	0	0	0	0	0
hornbeam	3	0.2	2.4	70	129	6
small-leaved lime	0	0	0	0	0	0
sycamore maple	0	0	0	0	0	0
wild service tree	2	0	0.2	7	0	0
Total	35	4	45.3	1430	1051	51

Number of habitat trees	[N]	9
Habitat value	pts.	849
	[% of total]	5.8
Economic value	[€]	787
	[% of total]	6.7
Number of microhabitats	[N]	37
	[% of total]	4.9

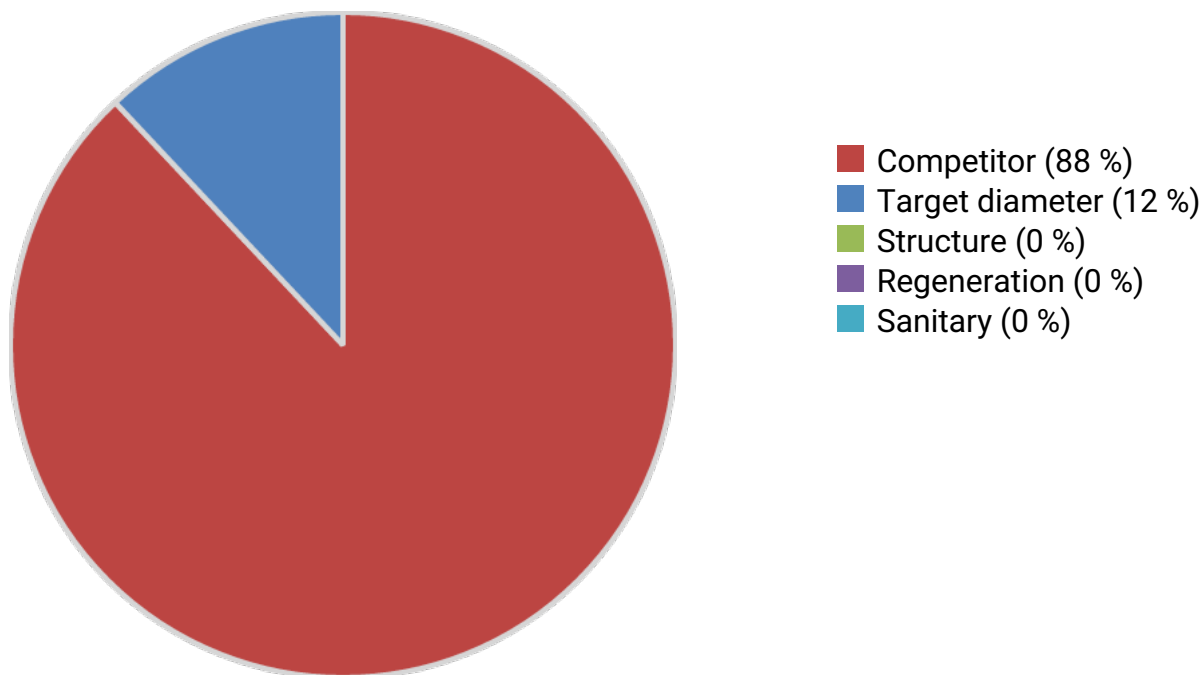
Habitat tree distribution by species (N in %)



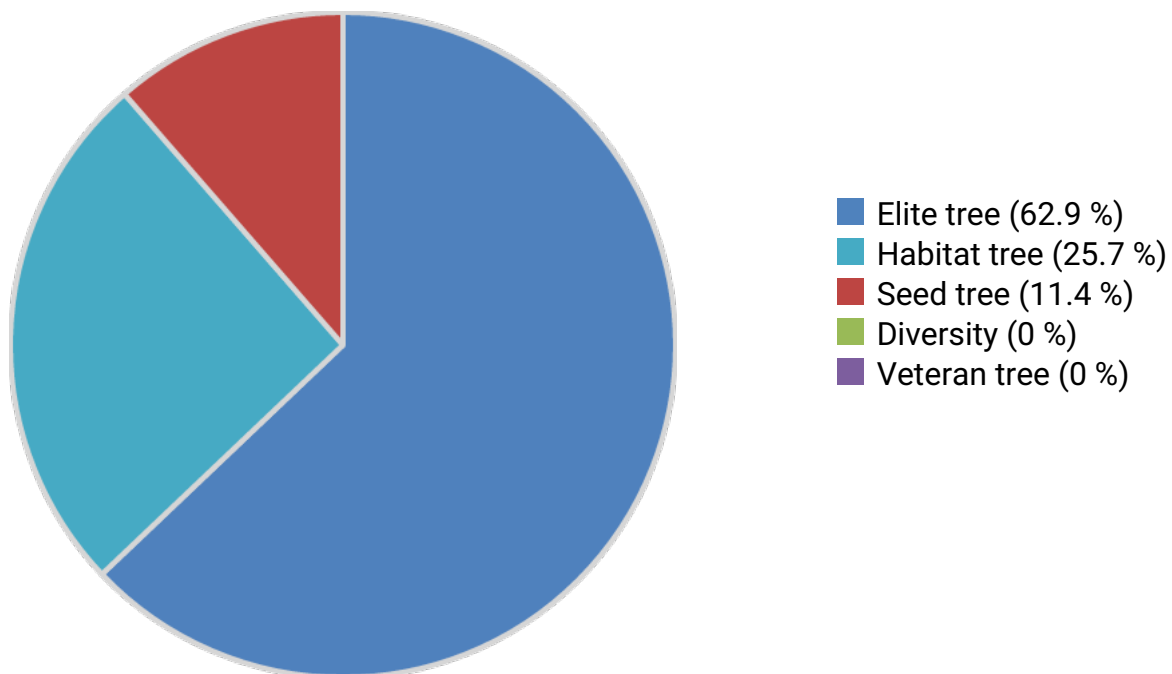
Spatial distribution of habitat trees



Reasons for removal



Reasons for retention




Distribution of tree microhabitats by code (N total)

Removed tree microhabitats by code (N removed)

Remaining tree microhabitats by code (N after harvest)

For more details on codes consult the field guide "Catalogue of tree microhabitats" or the tree microhabitat app.

Conflict trees (stand data)**Description:**

Overlay of economic and habitat value: red circles (economic value), green circles (habitat value); circle size according to numerical values (e.g. large circles mean high values); trees with very low values are not visible. Trees where both values overlap considerably represent so called "conflict trees".

Removed trees

Tree	DBH (cm)	Basal area (m ²)	Volume (m ³)	Economic value (€)	Habitat value (pts.)	Reason
hornbeam (39) [REPLACE_DEAD]Carpinus betulus	52	0.21	3.2	96	0	Competitor
Turkey oak (439) [REPLACE_DEAD]Quercus cerris	49.5	0.19	2.5	84	46	Competitor
Turkey oak (436) [REPLACE_DEAD]Quercus cerris	49	0.19	2.5	84	43	Competitor
Turkey oak (459) [REPLACE_DEAD]Quercus cerris	48.5	0.19	2.2	74	44	Competitor
Turkey oak (57) [REPLACE_DEAD]Quercus cerris	48	0.18	2.3	77	95	Competitor
Turkey oak (667) [REPLACE_DEAD]Quercus cerris	47	0.17	1.5	51	51	Competitor
Turkey oak (176) [REPLACE_DEAD]Quercus cerris	46.5	0.17	1.7	56	22	Competitor
Turkey oak (477) [REPLACE_DEAD]Quercus cerris	44	0.15	1.7	58	14	Competitor
Turkey oak (782) [REPLACE_DEAD]Quercus cerris	40	0.13	1.2	40	104	Competitor
Turkey oak (537) [REPLACE_DEAD]Quercus cerris	40	0.13	1.2	40	8	Competitor
Turkey oak (158) [REPLACE_DEAD]Quercus cerris	38.5	0.12	1.4	46	0	Competitor
Turkey oak (778) [REPLACE_DEAD]Quercus cerris	38	0.11	1.2	41	35	Competitor
Turkey oak (793) [REPLACE_DEAD]Quercus cerris	36	0.1	0.9	31	42	Competitor
Turkey oak (767) [REPLACE_DEAD]Quercus cerris	34	0.09	0.9	29	4	Competitor
Turkey oak (769) [REPLACE_DEAD]Quercus cerris	34	0.09	0.8	28	24	Competitor
Turkey oak (442) [REPLACE_DEAD]Quercus cerris	29	0.07	0.6	22	0	Competitor
Turkey oak (444) [REPLACE_DEAD]Quercus cerris	29	0.07	0.6	20	28	Competitor
Italian maple (175) [REPLACE_DEAD]Acer opalus	27	0.06	0.6	15	16	Target diameter
Turkey oak (231) [REPLACE_DEAD]Quercus cerris	26	0.05	0.6	21	36	Competitor
common beech (693) [REPLACE_DEAD]Fagus sylvatica	26	0.05	0.6	16	0	Competitor

Tree	DBH (cm)	Basal area (m ²)	Volume (m ³)	Economic value (€)	Habitat value (pts.)	Reason
Turkey oak (230) [REPLACE_DEAD]Quercus cerris	24	0.05	0.5	17	0	Competitor
Italian maple (682) [REPLACE_DEAD]Acer opalus	23	0.04	0.4	9	38	Competitor
Turkey oak (428) [REPLACE_DEAD]Quercus cerris	23	0.04	0.4	12	52	Competitor
sycamore maple (201) [REPLACE_DEAD]Acer pseudoplatanus	19	0.03	0.2	6	0	Target diameter
common beech (172) [REPLACE_DEAD]Fagus sylvatica	18.5	0.03	0.2	6	6	Target diameter

Retention trees

Tree	DBH (cm)	Basal area (m ²)	Volume (m ³)	Economic value (€)	Habitat value (pts.)	Reason
Turkey oak (244) [REPLACE_DEAD]Quercus cerris	75	0.44	5.2	173	199	Habitat tree
Turkey oak (68) [REPLACE_DEAD]Quercus cerris	63	0.31	4.8	161	94	Habitat tree
Turkey oak (605) [REPLACE_DEAD]Quercus cerris	60	0.28	2.5	84	107	Habitat tree
Turkey oak (377) [REPLACE_DEAD]Quercus cerris	59	0.27	3.5	118	109	Habitat tree
common beech (115) [REPLACE_DEAD]Fagus sylvatica	57.5	0.26	3.6	100	51	Seed tree
common beech (98) [REPLACE_DEAD]Fagus sylvatica	51.5	0.21	2.6	72	116	Habitat tree
Turkey oak (407) [REPLACE_DEAD]Quercus cerris	51.5	0.21	2.5	82	3	Seed tree
common ash (660) [REPLACE_DEAD]Fraxinus excelsior	44	0.15	1.3	34	50	Seed tree
hornbeam (144) [REPLACE_DEAD]Carpinus betulus	44	0.15	1.7	50	129	Habitat tree
Turkey oak (788) [REPLACE_DEAD]Quercus cerris	42	0.14	1.4	47	43	Elite tree
Turkey oak (509) [REPLACE_DEAD]Quercus cerris	42	0.14	1.5	51	67	Habitat tree
Turkey oak (178) [REPLACE_DEAD]Quercus cerris	41	0.13	1.5	50	0	Elite tree
Turkey oak (365) [REPLACE_DEAD]Quercus cerris	40	0.13	1.6	52	0	Elite tree
Turkey oak (728) [REPLACE_DEAD]Quercus cerris	40	0.13	1.2	41	28	Habitat tree
Turkey oak (668) [REPLACE_DEAD]Quercus cerris	37	0.11	0.9	31	0	Elite tree
Turkey oak (781) [REPLACE_DEAD]Quercus cerris	37	0.11	1.1	38	7	Elite tree
Turkey oak (496) [REPLACE_DEAD]Quercus cerris	36.5	0.11	1.1	38	0	Habitat tree
common beech (147) [REPLACE_DEAD]Fagus sylvatica	32	0.08	1	27	0	Elite tree
common beech (683) [REPLACE_DEAD]Fagus sylvatica	31	0.08	0.9	24	8	Elite tree
European hop-hornbeam (711) [REPLACE_DEAD]Ostrya carpinifolia	30	0.07	0.6	17	0	Elite tree
common ash (480)	29.5	0.07	0.9	23	40	Seed tree

Tree	DBH (cm)	Basal area (m ²)	Volume (m ³)	Economic value (€)	Habitat value (pts.)	Reason
[REPLACE_DEAD]Fraxinus excelsior						
Turkey oak (468) [REPLACE_DEAD]Quercus cerris	27	0.06	0.7	22	0	Elite tree
common beech (235) [REPLACE_DEAD]Fagus sylvatica	26	0.05	0.5	14	0	Elite tree
European hop-hornbeam (223) [REPLACE_DEAD]Ostrya carpinifolia	25	0.05	0.4	12	0	Elite tree
common beech (90) [REPLACE_DEAD]Fagus sylvatica	24	0.05	0.5	14	0	Elite tree
hornbeam (590) [REPLACE_DEAD]Carpinus betulus	23	0.04	0.4	11	0	Elite tree
common beech (692) [REPLACE_DEAD]Fagus sylvatica	22	0.04	0.4	11	0	Elite tree
hornbeam (233) [REPLACE_DEAD]Carpinus betulus	21	0.04	0.3	10	0	Elite tree
common beech (50) [REPLACE_DEAD]Fagus sylvatica	17	0.02	0.2	6	0	Elite tree
Italian maple (593) [REPLACE_DEAD]Acer opalus	17	0.02	0.2	4	0	Elite tree
wild service tree (418) [REPLACE_DEAD]Sorbus torminalis	16	0.02	0.1	3	0	Elite tree
wild service tree (417) [REPLACE_DEAD]Sorbus torminalis	15	0.02	0.1	3	0	Elite tree
Italian maple (427) [REPLACE_DEAD]Acer opalus	12.5	0.01	0.1	2	0	Elite tree
Italian maple (138) [REPLACE_DEAD]Acer opalus	10.5	0.01	0.1	2	0	Elite tree
Italian maple (426) [REPLACE_DEAD]Acer opalus	9.5	0.01	0	1	0	Elite tree